



State Highway Programs Lets and Quantities Update

Wisconsin Asphalt Pavement Association
63rd Annual Conference and Business Meeting
November 29, 2022

Joe Nestler, P.E. – Administrator
Division of Transportation Investment Management



Recap of Fiscal Year 2022 Program

- ☐ Final Let Level
- ☐ Final Asphalt Quantities



FY 22 Final Let Level

\$1,340,153,931

Second
Highest
Let Level
Ever

\$4 Million
from
Highest

\$1,340.2 Million

FY 22 Total Lets w/o BIL
\$1,287.1 Million

FY 22 Let Goal
\$1,265 - \$1,295 Million

\$53.1 M additional BIL funding
SHR projects added to May-June lettings

\$8.1 M Maintenance/Operations

\$1,279.0 M Improvement
SHR, Majors, SE Mega, Local Programs

millions	
\$36,900,000	SFY-22 Lone Rock Design-Build Award
\$27,675,000	Approximate let component at 75%
\$1,332,000,000	SFY-22 Lets without maintenance
\$1,359,675,000	equivalent let estimate



IIJA/Bipartisan Infrastructure Law

- Federal Infrastructure Investment and Jobs Act of 2021 (IIJA, a.k.a Bipartisan Infrastructure Law) was signed 11/14/2021.
 - States did not receive IIJA/BIL funding until late March 2022.
- For Wisconsin, IIJA/BIL included a \$180M increase in federal formula funding for FFY 2022 vs. the FFY 2021 level.
 - Part of the increase went to programs that do not have lets, such as Planning and Congestion Mitigation/Air Quality.
- ★ ➤ **\$170M** in lets for **92 additional State and Local lets** were programmed **using** the **FFY 2022 IIJA/BIL** funding increase:
 - May and June: 12 SHR lets totaling \$53M (SFY-2022)
 - August - October: 8 SHR lets totaling \$26M (SFY-2023)
 - November: 70 Local lets totaling ~\$85M, 2 SHR lets totaling \$6M (SFY-2023)



FY 22 Quantities

- Exceeded Asphalt Quantity Goals

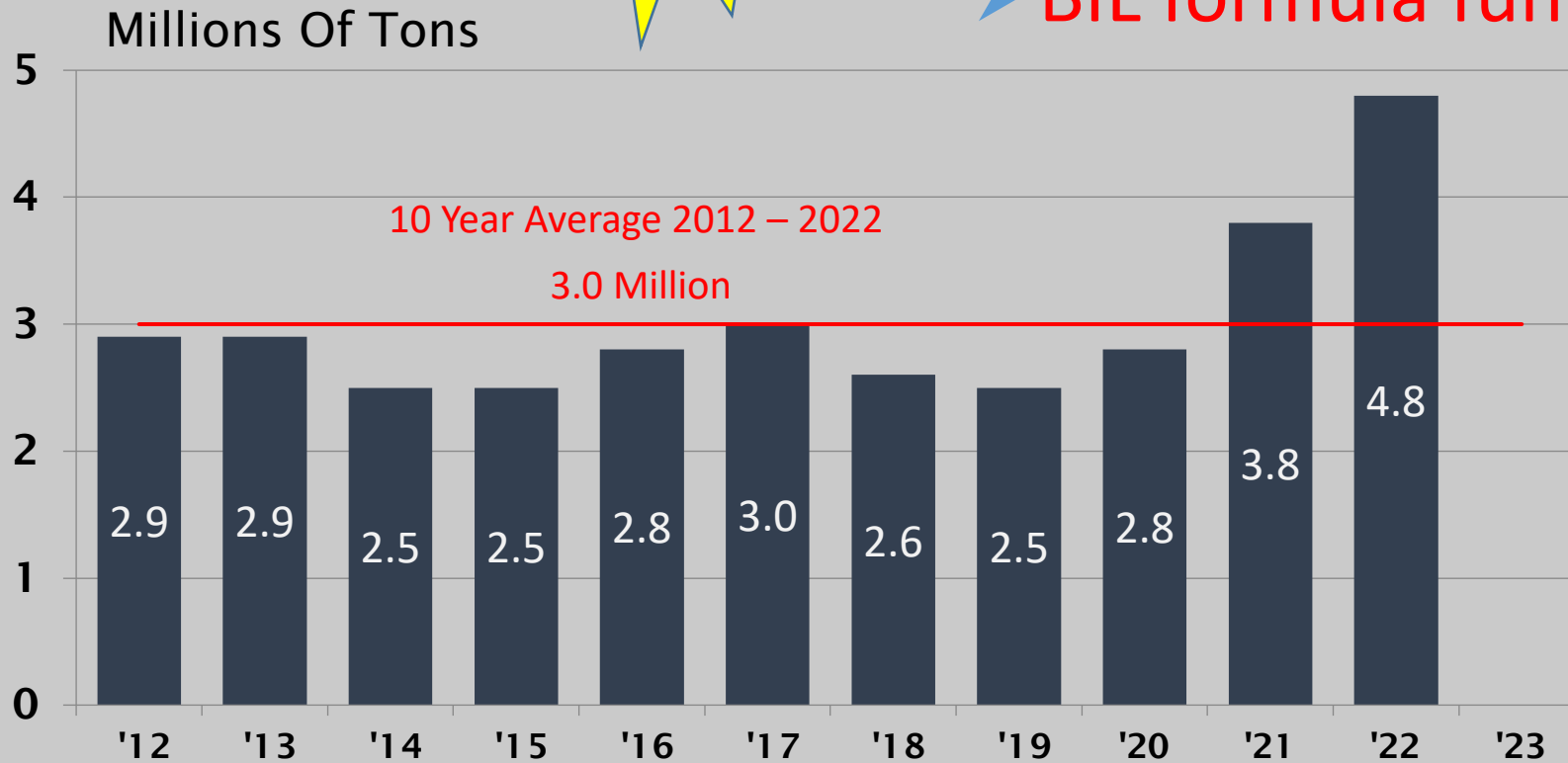
FISCAL YEAR 2022	
	ASPHALT
SFY-22 Goal without BIL Projects	4,460,000
SFY-22 Actual without BIL Projects	4,482,659
% Difference	1%
SFY-22 BIL Project Quantities	317,749
Total SFY-22 Quantities - All Projects	4,800,408
% Difference of Original Goal	8%

**RECORD
HIGH**

Historical Asphalt Quantities

**RECORD
HIGH**

- 2019-21 Budget: +\$320 million in SHR, with + \$185 million to FY-21 base
- 2021-23 Budget: +\$82 million for biennium to maintain purchasing power
- BIL formula funds add ~\$170 million

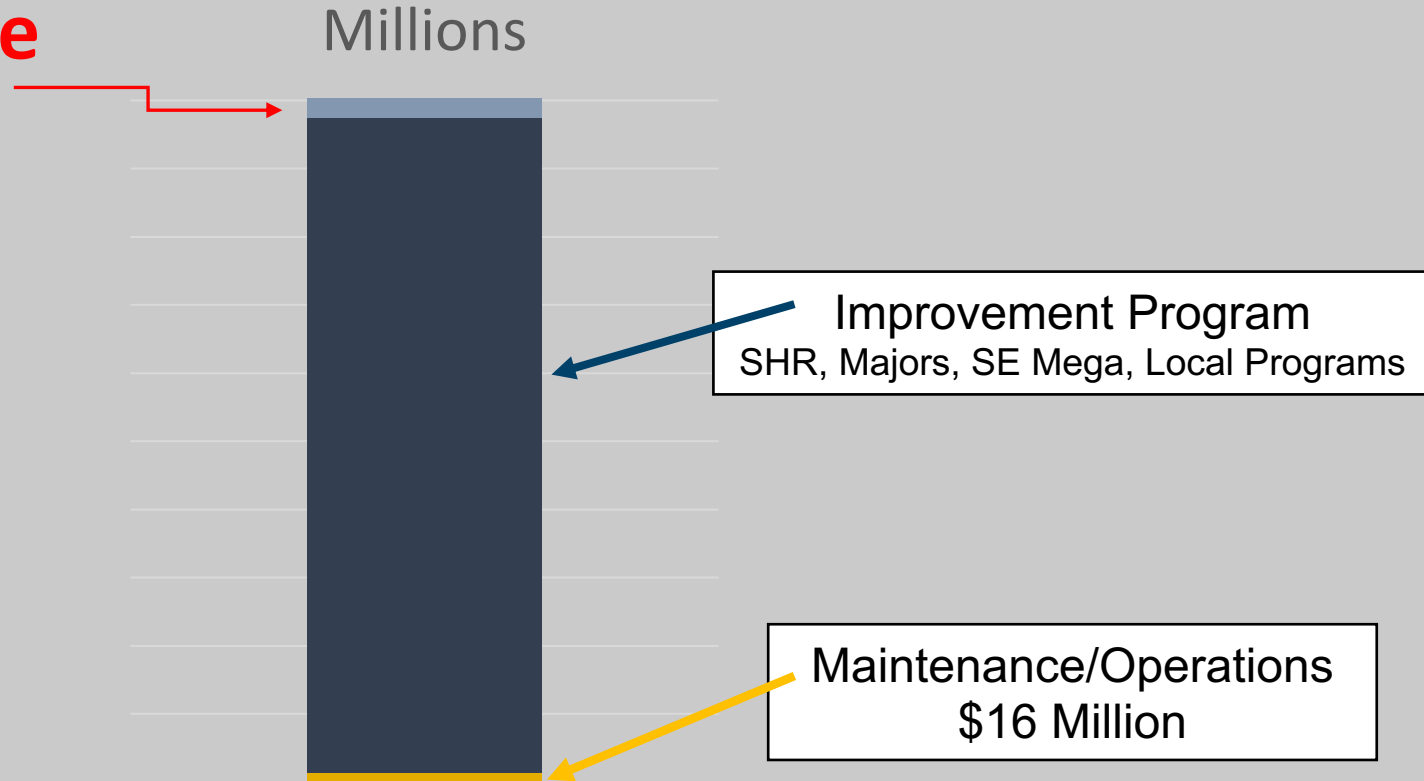


SFY 2023



Projected FY 23 Let Level

**Estimated Let Goal Range
\$1,320 - \$1,350 Million**



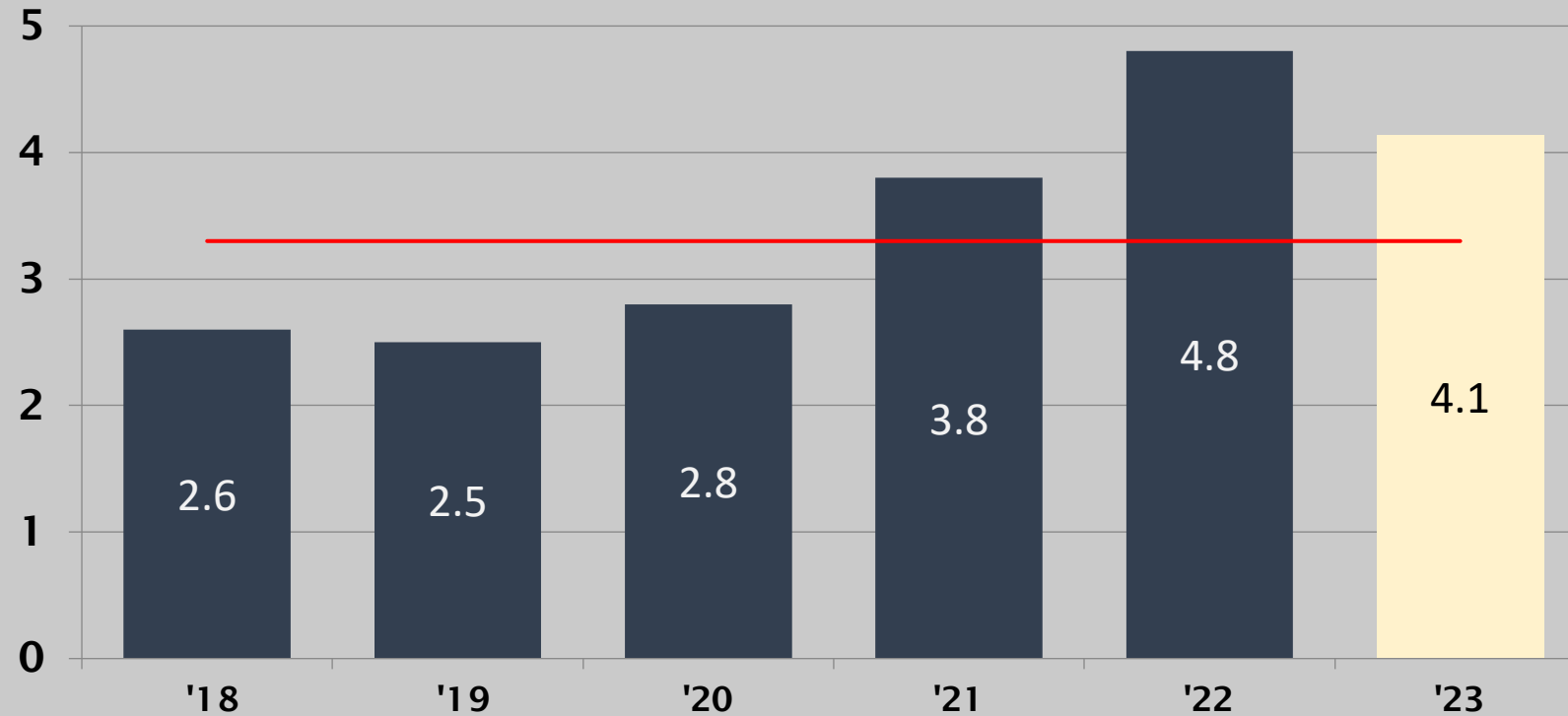
Asphalt Quantity Estimate Based on FY 23 Program

Estimated Asphalt Quantities For FY 23

Millions Of Tons

5-Year Average 2018 – 2022

3.3 Million



FY 23 Shelf Projects



As of 9/01/2022:

- 73 Projects
- \$410 Million

BIL Funding

Additional Funding
~\$1.29 Billion Over 5-Years

Approximate – Estimates Only

	Amount \$	SFY-22	SFY-23	SFY-24	SFY-25	SFY-26
Road & Bridge	\$1,064,000,000	\$173,000,000	\$193,000,000	\$213,000,000	\$232,000,000	\$253,000,000
Bridge Only	\$225,000,000	<u>\$45,000,000</u>	<u>\$45,000,000</u>	<u>\$45,000,000</u>	<u>\$45,000,000</u>	<u>\$45,000,000</u>
Total	\$1,289,000,000	\$218,000,000	\$238,000,000	\$258,000,000	\$277,000,000	\$298,000,000

- From May through November 2022, WisDOT will invest \$170 million supported by additional federal fiscal year 2022 IIJA funding to advance state and local projects statewide:
 - 22 state highway and bridge projects totaling \$84.7 million
 - 70 local road and bridge projects totaling \$85.1 million
- For fiscal years 2023 through 2026, WisDOT has already scheduled investments in another 1,200 state and local highway and bridge improvement projects totaling nearly \$5.5 billion that are supported by IIJA funding. These projects will help address road and bridge system condition needs in all 72 Wisconsin counties.
 - Local projects selected but not yet scheduled for 2023 through 2026: 156 Local Program projects totaling \$237 million will be scheduled soon.
 - Additional local projects will also be added, but those selections have not yet occurred.



Thank You !